

Sensor-switched LED indoor light - Professional Line

# RS PRO S10 SC

PC warm white

EAN 4007841 081096

Article number 081096



LED

36 years (Ø 4,5h /  
day)



indoor

3000 K

3000K warm-white



high frequency  
sensor 360°



max. 8 m



2 - 2000 lux



connectable via  
bluetooth



Light source not  
exchangeable



Control gear not  
exchangeable



IK07

## Function description

Intelligence is not a question of size. It's a question of inner values. The smartest luminaire in the world, now even better! High-frequency sensor luminaire RS PRO S-series, ideal for office corridors, hallways, toilet facilities, stairwells, including radio networking with other RS PRO S-series, 9,1 W LED, 979 lm, PC cover, 3000 K, 360° detection, range Ø 1 - 8 m continuously adjustable, basic light function, and neighbourhood group function. The S-series can also be operated with direct current, which enables connection to central battery systems. The smaller packaging volume of the multipacks saves material and protects the environment.

# RS PRO S10 SC

PC warm white

EAN 4007841 081096

Article number 081096



## Technical specifications

Dimensions (Ø x H)	300 x 71 mm
With lamp	Yes, STEINEL LED system
With motion detector	Yes
Manufacturer's Warranty	5 years
Settings via	App, Connect Bluetooth Mesh
Version	PC warm white
PU1, EAN	4007841081096
Application, place	Indoors
Application, room	corridor / aisle, function room / ancillary room, Indoors, multi-storey / underground car park, reception / lobby
Colour	Silver
Installation site	wall, ceiling
Installation	Surface wiring, Ceiling, Wall
Impact resistance	IK07
IP-rating	IP20
Protection class	II
Ambient temperature	from -20 up to 40 °C
Housing material	Aluminium
Cover material	PC, opal
Mains power supply	220 – 240 V / 50 – 60 Hz
Power consumption	0,38 W
Mounting height max.	4,00 m
HF-system	5,8 GHz
Slave modeselectable	Yes
Detection	also through glass, wood and stud walls
Electronic scalability	Yes
Reach, radial	Ø 8 m (50 m <sup>2</sup> )
Reach, tangential	Ø 8 m (50 m <sup>2</sup> )
Photo-cell controller	Yes
Transmitter power	< 1 mW
Luminous flux total product	979 lm
Total product efficiency	108 lm/W

Colour temperature	3000 K
Colour variation LED	SDCM3
Lamp	LED cannot be replaced
LED cooling system	Passive Thermo Control
Soft light start	Yes
Continuous light	selectable
Functions	Motions sensor, Adjustable fade time when switching on and off, DIM function, Free selection of the light value in a luminaire group, Group parameterisation, Semi-/fully automatic, Light sensor, Neighbouring group function, Normal / test mode, Orientation light, Presence detector logic, Encrypted communication
Twilight setting	2 – 2000 lx
Time setting	5 s – 60 Min.
Basic light level function	Yes
Basic light level function, detail	LED effect light
Basic light level function time	1-60 min, all night
Main light adjustable	Yes
Twilight setting TEACH	Yes
Interconnection	Yes
Interconnection via	Bluetooth Mesh Connect
Lifetime LED according to IEC-62717 (L70)	100.000 h
Lifetime LED according to IEC-62717 (L80)	69.000 h
Lebensdauer LED nach IES TM-21 (L70)	>60.000 h
Lifetime LED according to IES TM-21 (L80)	>60.000 h
Fuse protection B10	46
Fuse protection B16	74
Fuse protection C10	77
Fuse protection C16	122
Basic light level function in per cent	7 – 100 %
Output	9,1 W
Colour Rendering Index CRI	= 82
Starting current, maximum	13 A
Angle of aperture	160 °
Detection angle	360 °

# RS PRO S10 SC

PC warm white

EAN 4007841 081096

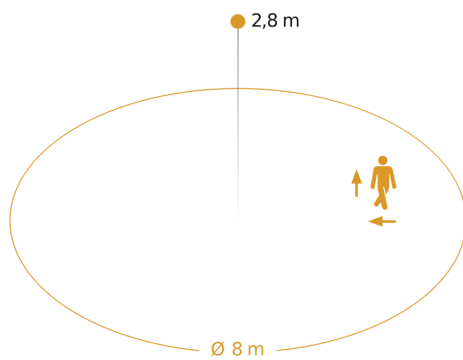
Article number 081096



Product category

Sensor-switched LED indoor light

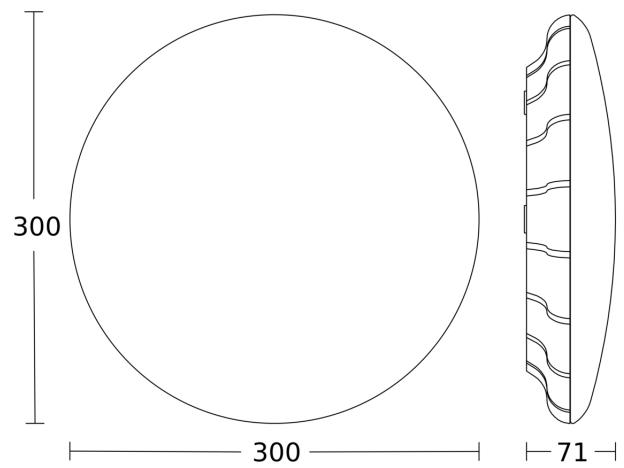
## Detection Zone



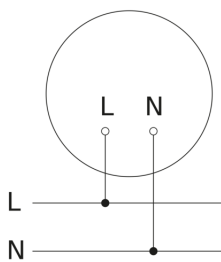
Possible mounting height: 2,00 m – 4,00 m

Orange: radial and tangential

## Dimension Drawing



## Slave/wireless master interconnection circuit diagram



## Master/master interconnection circuit diagram

